




EUROPEAN  
EYE BANK  
ASSOCIATION

**EEBA**  
**2018**

COIMBRA  
PORTUGAL  
**25-27 January**  
Quinta das Lágrimas



**PROGRAMME**

WELCOME TO COIMBRA

J O I N  
E E B A  
N O W !



EUROPEAN  
EYE BANK  
ASSOCIATION

Founded in 1989 with the simple objective of sharing information regarding eye banking, the European Eye Bank Association (EEBA) is today the leading technical-scientific association in Europe dedicated to the advancement of eye banking (tissues and cells for the treatment of eye diseases) and an authoritative reference point for eye banks wishing to work according to quality standards.

Become a Member of the **European Eye Bank Association** and share real professional and scientific benefits with corneal surgeons and eye bank specialists.

## MEMBERSHIP BENEFITS

- Newsletter
- Annual Meeting registration fee discount
- Access to Member-only section of the web-site
- Inclusion in the EEBA Directory
- Voting rights
- Training opportunities

**Annual Individual Membership Fee: euro 90,00**

*For further details please contact: European Eye Bank Association  
Via Paccagnella n. 11 - Padiglione Rama - 30174 Zelarino - Venice (Italy)  
Tel: +39 041 9656422 - [admin@europeaneyebanks.org](mailto:admin@europeaneyebanks.org)*

[www.europeaneyebanks.org](http://www.europeaneyebanks.org)



**EEBA  
2018**  
COIMBRA  
PORTUGAL  
25-27 January  
Quinta das Lágrimas

# WELCOME TO COIMBRA

Dear Friends and Colleagues,

On behalf of the Coimbra Eye Bank and the Portuguese Society of Ophthalmology, it is my great pleasure to welcome each of you to Coimbra and to the XXX Annual Meeting of the European Eye Bank Association.

Home to the oldest University in Portugal, and one of the oldest in the world, the history of Coimbra is steeped in more than seven centuries of academic and intellectual tradition. With a longstanding reputation for teaching excellence, it has grown and adapted through the centuries to become a major European hub for medicine and research. Imbued by that spirit, we are confident that the XXX Annual EEBA Meeting will be a unique opportunity to meet and bring inspired people together.

The meeting has been designed to provide an innovative and comprehensive overview of the latest developments in eye banking and corneal transplantation. The major theme of the congress is "The Changing Relationships between Eye Banks & Corneal Surgeons", an overarching topic that is sure to provide insightful and exciting opportunities for discussion and education. Many distinguished scientists and ophthalmologists have joined the faculty and we will have superb scientific presentations, hands-on wet labs, round-table debates and cutting-edge lectures by some of the world's top experts.

Although the scientific program is stellar, we hope that you take the time to appreciate the beauty and spirit of Coimbra. Taking pride in its past as the medieval capital of Portugal, Coimbra displays its perennial influence in portuguese history with grace and dignity. It's atmospheric and romantic ancient core is full of winding cobblestone streets and remarkable medieval architecture. The meeting is held in the historic "Quinta das Lágrimas" hotel, set in an 18th century palace that has welcomed kings and queens and was home to Portugal's most famous love story.

Before I close, I'd like to thank each of you for attending our conference and contributing with your expertise and energy to the success of EEBA. Throughout this conference, I ask you to stay engaged, stay active, and help us turn this meeting into a springboard for future achievements. Our combined effort is truly our greatest asset to help us shape the future of Eye Banking.

My personal respect and thanks goes out to all of you

Maria João Quadrado

## ORGANISING COMMITTEE:

- **Maria João Quadrado, MD, PhD**  
*Head of Coimbra Eye Bank, Coimbra University Hospital - Portugal*
- **Joaquim Murta, MD, PhD**  
*Head of the Ophthalmology Department, Coimbra University Hospital - Portugal*
- **João Quadrado Gil, MD, PhD**  
*Coimbra Eye Bank, Coimbra University, Hospital - Portugal*

## SCIENTIFIC COMMITTEE:

- **John Armitage, BSc, PhD**
- **Maria João Quadrado, MD, PhD**
- **Joaquim Murta, MD, PhD**
- **Walter Rodrigues, MD**
- **Pedro Candelária, MD**
- **Luis Oliveira, MD**

## MEETING VENUE:

- **Quinta das Lágrimas**  
*Rua António Augusto Gonçalves.,  
3041-901 Coimbra*

## ORGANISING AGENCY:

- **Silvia da Silva**  
*Veranatura, Lisboa - Portugal*



## ORGANISATION

With the support of:

CHUC - Centro Hospitalar  
e Universitário de Coimbra



IP - Instituto Português do  
Sangue e Transplantação



Banco de Olhos CHUC



Universidade de Medicina  
de Coimbra



Societas Ophthalmologica  
Lusitânica



Direção-Geral da Saúde





# EEBA ROTTERDAM

JANUARY 17-19/2019

We are looking forward to meeting all of you next year in Rotterdam and we'll give you a warm welcome!

## XXXI ANNUAL MEETING OF THE EEBA

Rotterdam, The Netherlands  
17-19 January 2019



Hosted by **NIIOS - Netherlands Institute for Innovative Ocular Surgery** [www.niios.com](http://www.niios.com)



Amnitrans EyeBank Rotterdam | NIIOS Research & Development | NIIOS Academy | Melles Cornea Clinic


14:00 REGISTRATION

15:00 GUIDED TOUR OF COIMBRA UNIVERSITY

WELCOME - PORT OF HONOUR AND FADO DE COIMBRA



**25 JANUARY**  
THURSDAY



- 08:30 REGISTRATION
- 08:30 EEBA COMMITTEE MEETING (CLOSED MEETING)

09:00 **WETLABS**

**WETLAB I**

**Gebauer** 

Room IGNIS

**Organized by Gebauer**  
*Gebauer SLc Original for Pre-Cut  
DSAEK & Gebauer SLc  
Expert for Pre-Cut Lenticules (LIKE)*  
*Presenters: John Dean*

**WETLAB II**

**ziemer**   
OPHTHALMOLOGY

Room AER

**Organized by Ziemer**  
*Presenters: Werner Bernau*

**WETLAB III**

**Moria**  
Ophthalmic Instruments

Room GARDEN

**Organized by Moria**  
*DSAEK and Ultra Thin DSAEK Tissue  
Preparation with the MORIA System  
and Latest Accessorie*  
*Presenters: Frédéric Giulj, Boris Crepey*

- 11:00 *Coffee Break*





- 11:15 **WELCOME TO COIMBRA**  
Maria João Quadrado  
*Banco de Olhos CHUC Universidade Coimbra, Portugal*  
EEBA 2018 Chair
- 11:30 **OPENING CEREMONY**  
John Armitage  
*EEBA President*  
João Almeida Sousa  
*IPST President*  
Manuel Monteiro-Grillo  
*SPO President*  
Graça Freitas  
*DGS President*

## SESSION I - CORNEAL SURGEONS AND EYE BANK

- 12:00 **Niels Ehlers Memorial Lecture**  
John Armitage  
*NHS Blood and Transplant, Bristol, United Kingdom*  
Jesper Hjortdal  
*The Danish Cornea Bank, Aarhus University~Hospital, Denmark*
- 12:20 **What do Surgeons Currently Expect from an Eye Bank**  
Joaquim Murta  
*Banco de Olhos CHUC Universidade Coimbra, Portugal*
- 12:30 **Corneal Surgeons and Eye Banking**  
Iva Dekaris  
*University Eye Hospital Svjetlost, Zagreb, Croatia*
- 12:40 **ECCTR: Using the European Cornea and Cell Transplant Registry for Clinical Improvement**  
John Armitage  
*NHS Blood and Transplant, Bristol, United Kingdom*  
Gary Jones  
*Veneto Eye Bank Foundation, Venice, Italy*

- 12:55 **INDUSTRY PRESENTATIONS - KONAN**
- 13:00 *Lunch*





## SESSION I - CORNEAL SURGEONS AND EYE BANK (cont.)

14:00

### ROUND TABLE

#### Implementation on the Single European Code for Tissues and Cells

Paul Ashford  
*ICCBBA, San Bernardino, USA*

John Armitage  
*NHS Blood and Transplant, Bristol, United Kingdom*

Ralf Knels  
*EUROCODE, MVZ Dresden, Germany*

Paulo Severino  
*Instituto Português do Sangue e Transplantação, Lisboa, Portugal*

Cristina Rocha  
*Direção Geral de Saúde, Lisboa, Portugal*

14:45

#### Eye Bank in Portugal: A Framework

Ana França  
*Instituto Português do Sangue e Transplantação, Lisboa, Portugal*

## SESSION II - ENDOTHELIAL KERATOPLASTY I

14:55

#### What Happens After Descemet Membrane Endothelial Keratoplasty (DMEK): A Post Mortem Study

Esther A Groeneveld-van Beek  
*NIIOS, Amnitrans Eyebank Rotterdam, Netherlands*

15:05

#### Effect of Cornea Preservation Time on Descemet Stripping Endothelial Keratoplasty (DSEK) Success and Endothelial Cell Loss: A Multi-Center Randomized Clinical Trial

Erik Hellier  
*Eversight Ohio, USA*

15:15

#### Implementing a New Quality Control in Precut Corneas Because of Non Satisfactory Follow-up

Elba Agustí  
*Barcelona Tissue Bank, Spain*

15:25

#### Pre-loaded Membrane for DMEK Surgery and Early Clinical Outcomes

Alessandro Ruzza  
*Veneto Eye Bank Foundation, Venice, Italy*

15:35

*Coffee Break and Poster Session*

**SESSION III - ENDOTHELIAL KERATOPLASTY II**

- 16:00 **Quarter-DMEK for Fuchs Endothelial Dystrophy to Increase the Endothelial Graft Pool**  
Anita Sajet  
*NIIOS, Amnitrans EyeBank Rotterdam, Netherlands*
- 16:10 **Graft Preparation Failure in Descemet Membrane Endothelial Keratoplasty (DMEK)**  
Jet S. Kok-van Rijssel  
*NIIOS, Netherlands*
- 16:20 **Pre-Cut DMEK/LaMEK from the Tissue Bank: Does the Use of Pre-Prepared Lamellae Reduce the Re-Transplantation Rate?**  
Nicola Hofmann  
*German Society for Tissue Transplantation, Hannover, Germany*
- 16:30 **Four Microscopy Technics Compared for Corneal Lamellar Cuts Surface Roughness Assessment**  
Garcin Thibaud  
*University Hospital, Ophthalmology department, Saint-Etienne, France*
- 16:40 **First Year of Descemet Membrane Endothelial Keratoplasty (DMEK) in Hospital São João**  
João Pinheiro Costa  
*CHSJ, Porto, Fac. Medicina Universidade do Porto, Portugal*
- 16:50 **The Use of Anterior Cornea Lamella from DSAEK Preparation in Peripheral Corneal Ulceration 1 Cornea - 2 Solutions.**  
Diogo Hipolito Fernandes  
*Serviço Oftalmologia, CHLC, Coimbra, Portugal*
- 17:00 **EEBA EYE BANK CORRESPONDENTS MEETING & SIG DIRECTORY**
- 20:00 **GALA DINNER / TRADITIONAL PORTUGUESE WINE CELLAR**




09:00 EEBA BUSINESS MEETING (OPEN MEETING)

## SESSION IV - CORNEAL BLINDNESS NOW AND FUTURE CHALLENGES

- 10:00 **Corneal Blindness Now and Future Challenges**  
Maria João Quadrado  
*Banco de Olhos CHUC Universidade Coimbra, Portugal*
- 10:10 **The Future of Eye Banking**  
Jesper Hjortal  
*The Danish Cornea Bank, Aarhus University Hospital, Denmark*
- 10:20 **ROUND TABLE**  
**Therapeutic Alternatives for Severe Lachrymal Dysfunction Syndromes**  
  
Esteve Trias  
*Barcelona Tissue Bank / Banc Sang I Teixits, Spain*  
  
Akila Chandrasekar  
*NHS Blood and Transplant, Liverpool, United Kingdom*
- 10:45 **PRGF & Ocular Surface Regeneration**  
Jesus Merayo  
*Instituto Oftalmológico Fernández-Vega, Oviedo, Spain*
- 10:55 **ROUND TABLE**  
**Advanced Therapies of the Endothelium**  
  
Stefano Ferrari  
*Veneto Eye Bank Foundation, Venice, Italy*  
  
Gilles Thuret  
*Université Jean Monnet, Saint-Étienne, France*  
  
Sajjad Ahmad  
*Moorfields Eye Hospital, London, United Kingdom*
- 11:20 *Coffee Break and Poster Session*

27 JANUARY  
SATURDAY



## SESSION V - OCULAR TISSUE DONATION AND PRESERVATION

- 11:50 **Trends in Corneal Transplant Indications and Techniques in Coimbra, Portugal: 2011-2016**  
Luís Bernardes  
*Faculdade de Medicina da Universidade de Coimbra, Portugal*
- 12:00 **Analysis of Corneal Donor Profile in the North of Portugal Over the Last Decade**  
Miguel M. Neves  
*Centro Hospitalar Universitário do Porto, Portugal*
- 12:10 **Narratives in Health Communication: Do Narrative Texts Influence Text Perception, Attitudes and Behavioral Intentions Towards Tissue Donation?**  
Kristin Becke  
*Deutsche Gesellschaft für Gewebetransplantation (DGFG) Hannover, Germany*
- 12:20 **New Era of Cornea Transplantation in Bangladesh**  
Mir Moshir Rahman  
*CHOKH, Dhaka, Bangladesh*
- 12:30 **Cornea Donation for Research Versus for Transplantation: Prospective Study of Acceptance Rates in a French University Hospital**  
Garcin Thibaud  
*University Hospital, Ophthalmology department, Saint-Etienne, France*
- 12:40 **Impact of Diabetes Mellitus Type 2 on Donor Corneas Endothelial Cell Density**  
Raquel Esteves Marques  
*Ophthalmology Department, Hospital de Santa Maria, Lisboa, Portugal*
- 12:50 **Preserving basement membranes during detachment of cultivated oral mucosal epithelial cell sheets for total bilateral limbal stem cell deficiency"**  
Maria Rovere  
*Hospices Civils de Lyon, France*
- 13:00 **INDUSTRY PRESENTATIONS - MORIA**
- 13:05 *Lunch*



**SESSION V - OCULAR TISSUE DONATION AND PRESERVATION (Cont.)**


- 14:00 **Development of a New Lyophilization Procedure for Human Amniotic Membranes**  
EM Martínez-Conesa  
*Barcelona Tissue Bank - Banc de Sang i Teixits, Spain*
- 14:10 **Development of a New Corneal Storage Medium with Antimycotic Tablet**  
Jana Tóthová  
*Alchilife S.r.l., Padua, Italy*
- 14:20 **Validation of the BD Bactec Method for Sterility Testing of Corneal Preservation Media According to the European Pharmacopoeia (Chapter 2.6.1.)**  
Rossella Vignola  
*Eye Bank of Rome, Italy*
- 14:30 **Validation of HB&L Method for Sterility Testing of Corneal Storage and Transport Media in Compliance with the European Pharmacopoeia**  
Laura Giurgola  
*Alchilife S.r.l. Ponte San Nicolò, Padua, Italy*
- 14:40 **Transition of Corneal Tissue from Cold Storage to Organ Culture: A Qualitative Comparison of Paired Corneas**  
Wessel Vermeulen  
*Euro Cornea Bank, Beverwijk, Netherlands*

27 JANUARY  
SATURDAY



**SESSION VI - HIGH-RISK CORNEAL TRANSPLANTS**

- 14:50 **High-risk Corneal Transplants - How to Deal**  
Andreia Rosa  
*CHUC - Centro Hospitalar Universitário de Coimbra, Coimbra, Portugal*
- 15:00 **EURO-GTP II PROJECT - Good Practices for Demonstrating Safety and Quality Through Recipient Follow-up**  
Esteve Trias  
*Barcelona Tissue Bank | Banc Sang i Teixits, Spain*
- 15:10 **Corneal Immune Reactions: Long-term Results of a Monocentric Keratoplasty Register**  
Philip Maier  
*Eye Center, Medical Center, Faculty of Medicine, University of Freiburg, Germany*
- 15:20 **Mycophenolate Mofetil for High-risk Penetrating Keratoplasty: A Case-Series**  
Raquel Esteves Marques  
*Ophthalmology Department, Hospital de Santa Maria, Lisboa, Portugal*
- 15:30 **Travels in Candida - Infection Following Organ Culture of Corneas**  
Graeme A Pollock  
*Lions Eye Donation Service, Centre for Eye Research Australia, University of Melbourne, Australia*
- 15:40 **Long-term intraocular pressure control and corneal graft survival in eyes treated with trans-scleral cyclodiode laser for refractory glaucoma after penetrating keratoplasty**  
Francisco Figueiredo  
*Department of Ophthalmology, Royal Victorian Infirmary, Newcastle upon Tyne NHS Trust & 2 Newcastle University, United-Kingdom*
- 15:50 **CLOSING CEREMONY**  
EEBA's President Message;  
Best Oral Presentation Award, Best Poster Award;  
EEBA 2019 (NIIOS) Presentation;  
EEBA Flag Ceremony.



## SPONSORS

Thank all for supporting the XXX Annual Meeting of the European Eye Bank Association 2018.

ALCHIMIA



eurobio AbCda

Gebauer 

Geuder <sup>®</sup>  
Precision made in Germany



 **KONAN**  
MEDICAL

**Moria**  
Leading innovators in Ophthalmology

 **Théa**  
Driving innovation

 **TOMEY**  
TECHNOLOGY AND VISION

ziemer   
OPHTHALMOLOGY

  
**Veranatura**  
CONFERENCE AND CONGRESS ORGANIZERS

**EXECUTIVE SECRETARIAT:**  
**VERANATURA - Silvia da Silva**

R. Augusto Macedo, 12-D Esc. 2, 1600-503 Lisboa - Portugal | Tel: 00351 217 120 778 | [eeba2018@veranatura.pt](mailto:eeba2018@veranatura.pt)